





**READY**  
Made for  
**FIRST**  
**Grade**

{Fun Summer Practice}



# a Note from the teacher




Dear Parents/Guardians,

The end of the school year is right around the corner! It has been a pleasure watching your child grow and progress each day. I am so proud of how hard your child worked to get ready for first grade.


This packet is filled with many different engaging and fun reading, writing, and mathematics activities. Over the summer vacation, I strongly encourage you to set aside some time for your child to work on these skills to ensure continued progress in first grade.

Have a great summer and happy learning!

Thank you,



# SUMMER BINGO



Read a story and describe The setting.	Write about your favorite summer snack in your journal.	Complete a math practice page.	Complete a Summer Practice Activity Page.	Complete one page from your Addition Fast Facts Book.
Complete a math practice page.	Complete a Summer Practice Activity Page.	Complete one page from your Subtraction Fast Facts Book.	Free write in your journal.	Read a story before bed.
Complete one page from your Subtraction Fast Facts Book.	Complete a Summer Practice Activity Page.	Write about your favorite vacation in your journal.	Read a story and describe all of The characters.	Complete a math practice page.
Write the steps to building a sandcastle in your journal.	Read a story in your pajamas.	Free write in your journal.	Complete one page from your Addition Fast Facts Book .	Read a story outside.
Complete a Summer Practice Activity Page.	Complete a math practice page.	Read for 15 minutes.	Complete a Summer Practice Activity Page.	Write about your favorite kindergarten memory in your journal.

# ideas for SUMMER writing

You can use these writing prompts for your journal writing or you can use your journal for free writing and write about anything that you want to.



What is your favorite summer snack?



What is your favorite thing to do in the summer?



Where was your favorite vacation to?



Write the steps for building a sandcastle.



What would you do if you found 100 seashells?




What is one new thing you want to learn to do this summer?



If you could sail anywhere, where would you go?




Start a story with "One day, I was napping under a tree when..."



Where would your flip flops take you?



What was your favorite kindergarten memory?



---

---

---


---

---

---

---

---




---

---

---

---



---

---

---


---

---

---

---

---



---

---

---

---


---

---

---

---





---

---

---

---


---

---


---

---

# Sight Word Scramble




Directions: Unscramble the words on each bucket. Write the word on the line. Use the word bank to help you.



\_\_\_\_\_

-----


\_\_\_\_\_



\_\_\_\_\_

-----


\_\_\_\_\_



\_\_\_\_\_

-----


\_\_\_\_\_



\_\_\_\_\_

-----

\_\_\_\_\_



\_\_\_\_\_

-----

\_\_\_\_\_



\_\_\_\_\_

-----


\_\_\_\_\_



\_\_\_\_\_

-----


\_\_\_\_\_



\_\_\_\_\_

-----

\_\_\_\_\_





\_\_\_\_\_

-----

\_\_\_\_\_











Name: \_\_\_\_\_

Directions: Cut out the suns and use them to help you solve the addition problems.



# Sunny Summer Addition



Up to 10



$\begin{array}{r} 7 \\ + 3 \\ \hline \end{array}$	$\begin{array}{r} 4 \\ + 2 \\ \hline \end{array}$	$\begin{array}{r} 9 \\ + 1 \\ \hline \end{array}$	$\begin{array}{r} 5 \\ + 5 \\ \hline \end{array}$
$\begin{array}{r} 3 \\ + 5 \\ \hline \end{array}$	$\begin{array}{r} 8 \\ + 2 \\ \hline \end{array}$	$\begin{array}{r} 5 \\ + 4 \\ \hline \end{array}$	$\begin{array}{r} 4 \\ + 4 \\ \hline \end{array}$
$\begin{array}{r} 6 \\ + 2 \\ \hline \end{array}$	$\begin{array}{r} 2 \\ + 7 \\ \hline \end{array}$	$\begin{array}{r} 6 \\ + 2 \\ \hline \end{array}$	$\begin{array}{r} 3 \\ + 4 \\ \hline \end{array}$


Name: \_\_\_\_\_

Directions: Cut out the frog floats and use them to help you solve the subtraction problems.




# Sunny Summer Subtraction


Up to 10



$\begin{array}{r} 6 \\ - 2 \\ \hline \end{array}$	$\begin{array}{r} 5 \\ - 3 \\ \hline \end{array}$	$\begin{array}{r} 7 \\ - 4 \\ \hline \end{array}$	$\begin{array}{r} 9 \\ - 5 \\ \hline \end{array}$
$\begin{array}{r} 10 \\ - 6 \\ \hline \end{array}$	$\begin{array}{r} 8 \\ - 5 \\ \hline \end{array}$	$\begin{array}{r} 6 \\ - 0 \\ \hline \end{array}$	$\begin{array}{r} 7 \\ - 2 \\ \hline \end{array}$
$\begin{array}{r} 4 \\ - 1 \\ \hline \end{array}$	$\begin{array}{r} 6 \\ - 4 \\ \hline \end{array}$	$\begin{array}{r} 7 \\ - 5 \\ \hline \end{array}$	$\begin{array}{r} 9 \\ - 3 \\ \hline \end{array}$



# SUMMER Addition WORD PROBLEMS



Directions: Read the word problems and draw a picture to help solve it.  
Write a number sentence and make tally marks for the answer.

Kate had 5 shells. She found 3 more shells. How many shells does she have in all?

**DRAW IT:**

$$\underline{\quad} + \underline{\quad} = \underline{\quad}$$

**TALLY:**



Dan saw 4 yellow starfish. John saw 5 red starfish. How many starfish did they see altogether?

**DRAW IT:**

$$\underline{\quad} + \underline{\quad} = \underline{\quad}$$

**TALLY:**



Ann brought 2 beach balls to the beach. Jan brought 4 beach balls. How many beach balls do they have altogether?

**DRAW IT:**

$$\underline{\quad} + \underline{\quad} = \underline{\quad}$$

**TALLY:**




Jim caught 3 fish on Friday. He caught 7 fish on Saturday. How many fish did he catch in all?

**DRAW IT:**

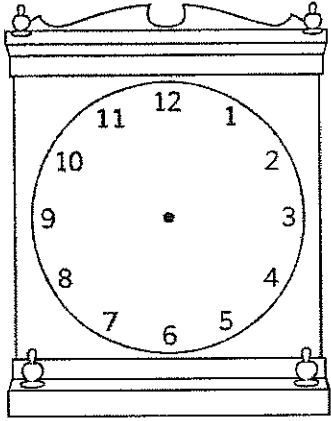
$$\underline{\quad} + \underline{\quad} = \underline{\quad}$$

**TALLY:**

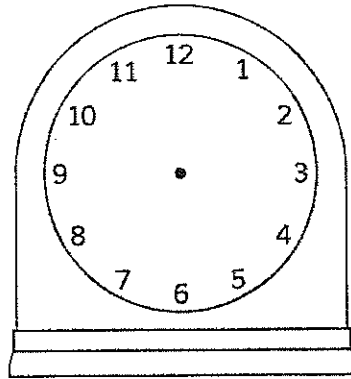


# Show Me the Time


Directions: Read the time below each clock. Draw the clock hands to show the correct time.



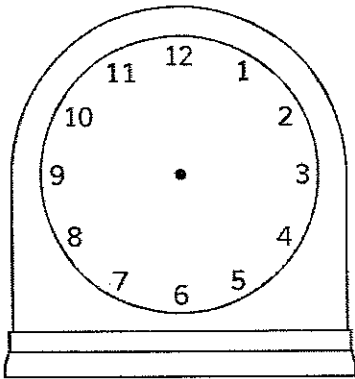
6:00



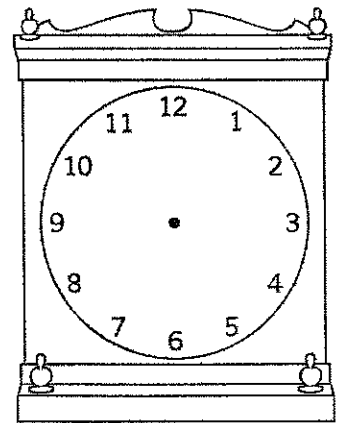
10:00




3:00



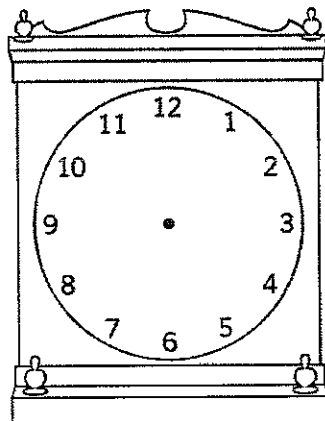
7:00



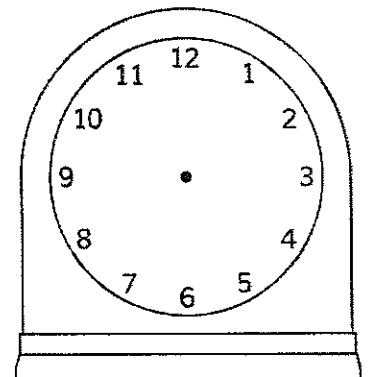
9:00



1:00



4:00


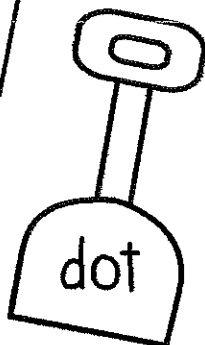

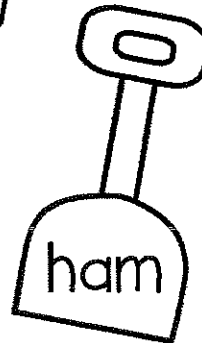
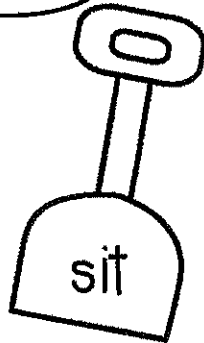

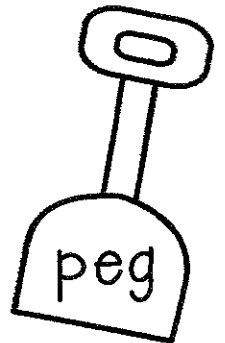

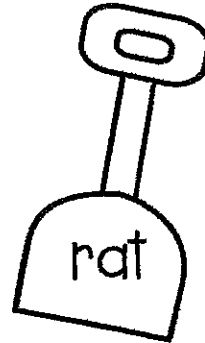

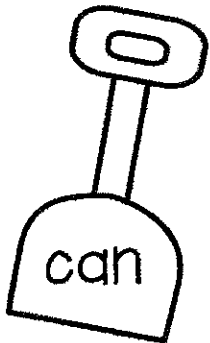


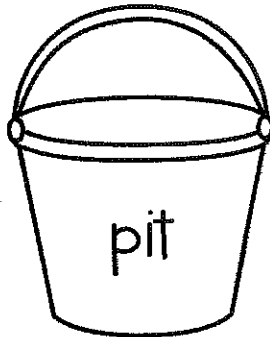
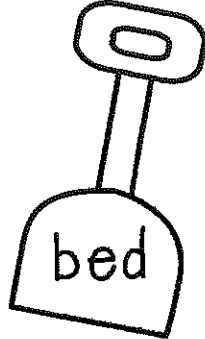
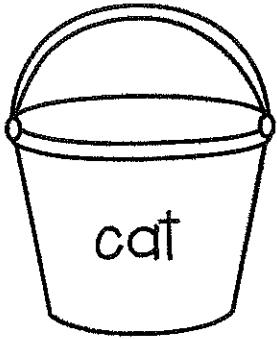
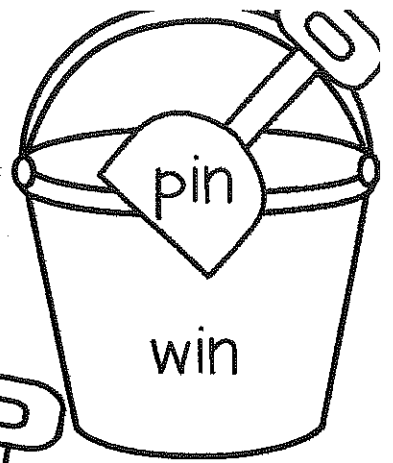


2:00

Name: \_\_\_\_\_

# Bucket of Rhymes



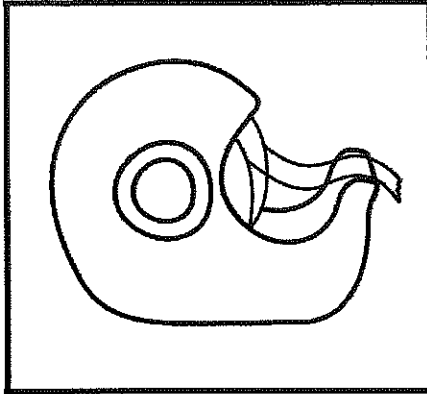


Directions: Read the word on each bucket. Find the shovel with the same word family. Color the the bucket and shovel the same color. Use a different color for each pair of words.



Name: \_\_\_\_\_

# Silent e Words



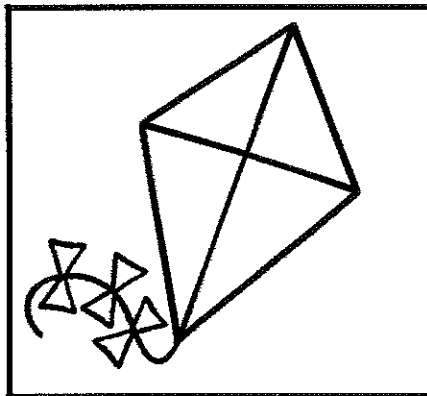

Directions: Say the name for each picture. Use the silent e pattern on the ice cream to help you write the word. Read the words and color the pictures.



\_\_\_\_\_

-----

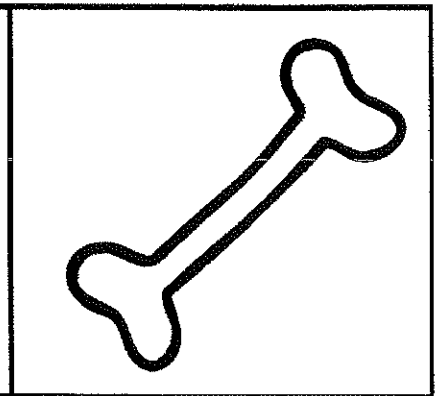
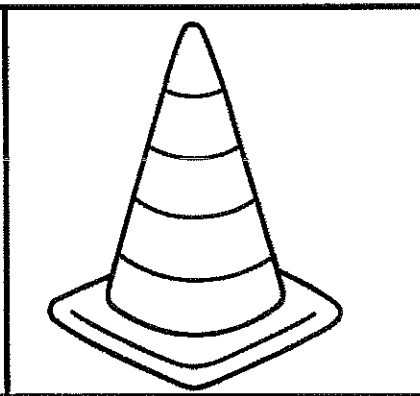


\_\_\_\_\_



\_\_\_\_\_

-----

\_\_\_\_\_



\_\_\_\_\_

-----

\_\_\_\_\_